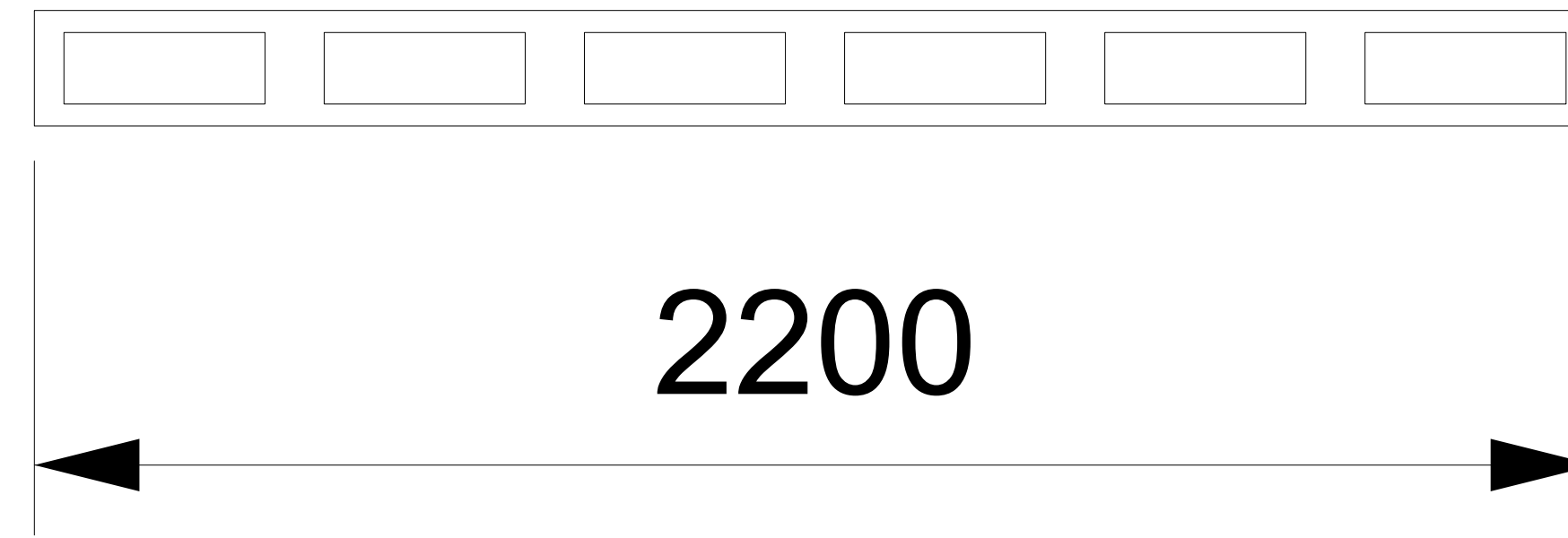
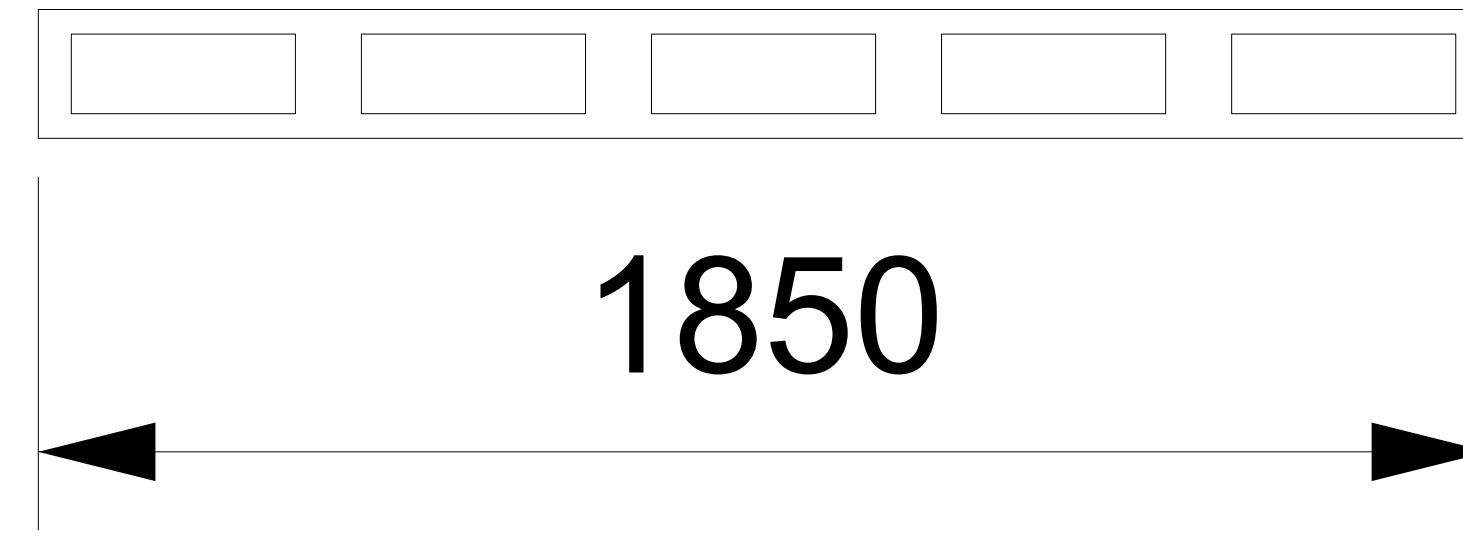
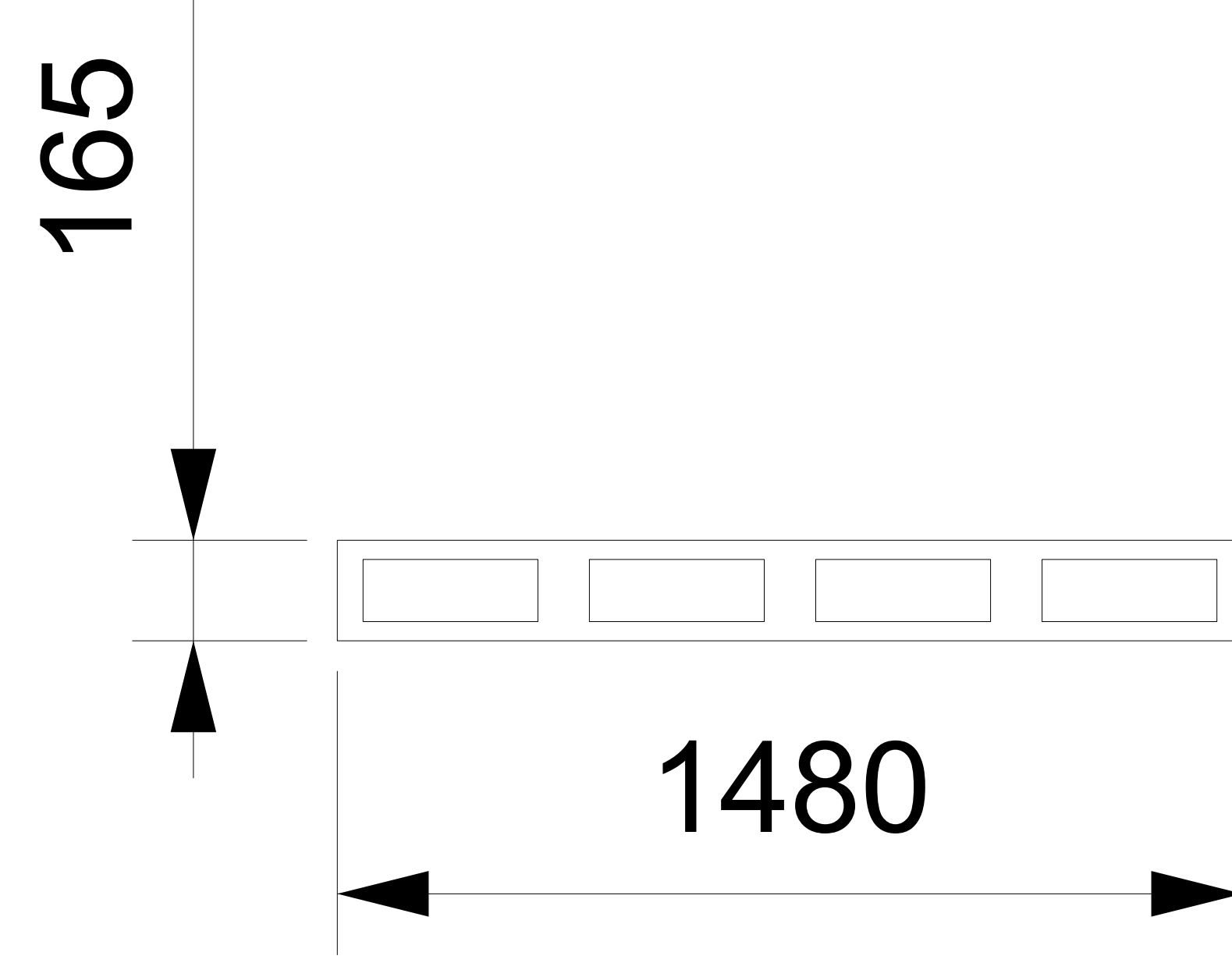


(All dimensions are in millimetres.)



<b>EKALDES</b>	İsim - Soyisim Name - Surname	Tarih Date	Ürün İsmi / Ürün Kodu Product Name / Product Code	Proje Adı / Proje Kodu Project Name / Project Code												
Çizen Drawing By	.....	.....	.....	.....												
Kontrol Control	.....	.....	EYA_300 / EYA_400 / EYA_500	.....												
Antet Format	Ölçek Scale	Vida Anma Çapları Genel Tablosu The General Table for Screw Nominal Diameter			Belirtilmeyen toleranslar Unspecified Tolerance											
A4	.....	Anma Çapı Nominal Diameter	M 3	M 4	M 5	M 6	M 8	M 10	M 1 2	M 1 6	M 2 0	M 2 4	Aralık Interval	1<6	6<30	30<120
		Adım - Pitch	0,5	0,7	0,8	1,0	1,2 5	1,5 0	1,7 5	2,0 0	2,5 0	3,0 0	Hassas- Precision	0,1	0,6	1,5
		Erkek - External	2,77 5	3,66	4,60 5	5,50 0	7,34 8	9,206	11,06 3	14,91 3	18,60 0	22,316	Orta- Moderate	0,2	1,2	3

Bu teknik çizim Ekaldes Aydınlatma San. Tic. A.Ş.'nin mülkiyetindedir. Yazılı izin alınmadan kopyalanamaz, çoğaltılamaz veya üçüncü kişilere aktarılamaz.  
This technical drawing is the property of Ekaldes Lighting Industry and Trade Inc. It may not be copied, reproduced, or disclosed to third parties without prior written consent